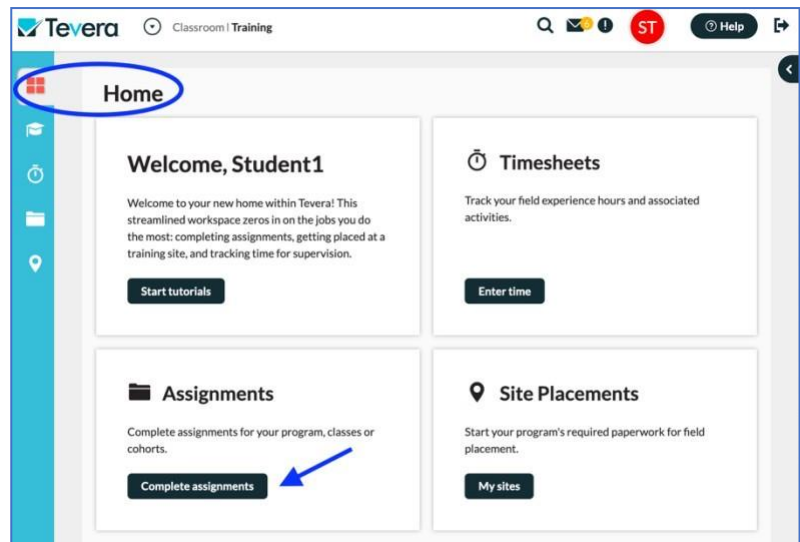



Find your Tevera Assignments

- Log in to Tevera and navigate to the **Home** page.
- Click on **Complete Assignments** under the Assignments section.
- Select your class from the top drop-down menu.
- Scroll through the tasks and assignments associated with each of your linked courses.

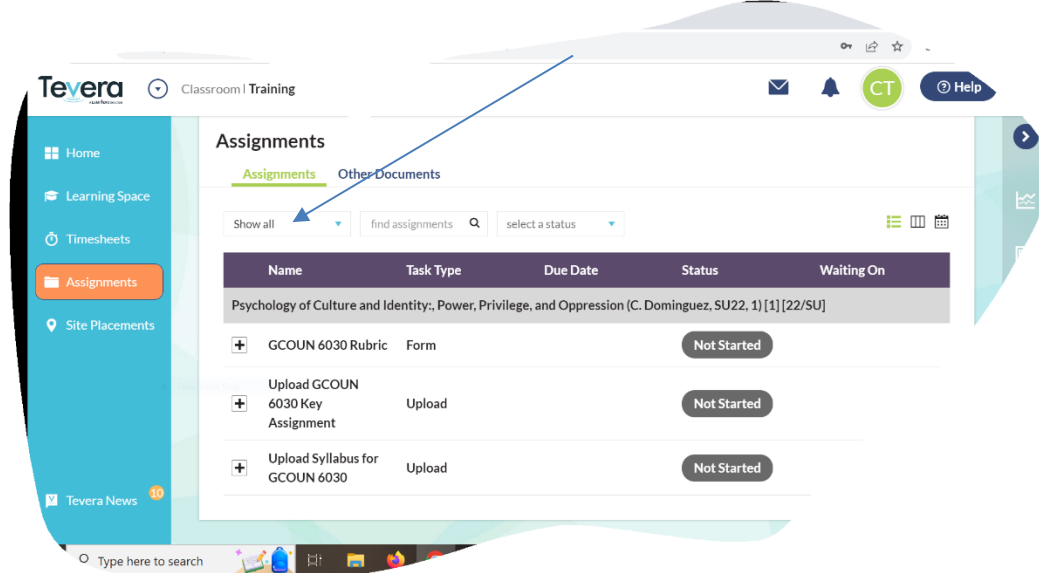


- Click the + to the left of the assignment to read any instructions and start the assignment. Reading the instructions is very important, to make sure the document gets directed to the right person(s.)



To Find Past Courses:

To find courses you took in the past, you need to use the dropdown menu and click on **Show All** or **Previous Courses**. Once a semester ends, the courses are no longer Active, so make sure the dropdown menu is not set to Active.



The screenshot shows the Tevera Classroom Training interface. The left sidebar contains navigation links: Home, Learning Space, Timesheets, Assignments (highlighted), Site Placements, and Tevera News. The main content area is titled 'Assignments' and has two tabs: 'Assignments' (active) and 'Other Documents'. Below the tabs, there is a search bar with 'find assignments' and a status dropdown menu set to 'Show all'. A blue arrow points to this dropdown menu. Below the search bar is a table with the following columns: Name, Task Type, Due Date, Status, and Waiting On. The table contains three rows of assignments, all with a status of 'Not Started'.

| Name | Task Type | Due Date | Status | Waiting On |
|--|-----------|----------|-------------|------------|
| Psychology of Culture and Identity: Power, Privilege, and Oppression (C. Dominguez, SU22, 1) [1] [22/SU] | | | | |
| + GCOUN 6030 Rubric | Form | | Not Started | |
| + Upload GCOUN 6030 Key Assignment | Upload | | Not Started | |
| + Upload Syllabus for GCOUN 6030 | Upload | | Not Started | |